










































# LED CONTROLLER SELECTION GUIDE

CHLSC1		RGB LED controller						3 x 5A 12/24VDC*
VM162		RGB LED dimmer						3 x : 3A/12VDC 1A/24VDC*
VM151		RGB LED controller						3 x : 3A/12VDC 1A/24VDC*
VM152		LED dimmer						1 x 6A 12/24VDC
VM161 + VM118R		RGB LED dimmer						3 x : 3A/12VDC 1A/24VDC*
VM146		RGB LED controller						3 x : 3A/12VDC 1A/24VDC*
VM168		0-10V RGB dimmer DIN rail						3 x 5A 12/24VDC
VMB1LED		Professional LED dimmer DIN rail						1 x 5A 12/24VDC
VM150		RGB LED dimmer DIN rail						3 x 5A 12/24VDC

\*24VDC regulated (Velleman LPS series)



1 CHANNEL



DIMMING



AUTOMATIC  
EFFECTS



RGB



PUSHBUTTON  
CONTROL